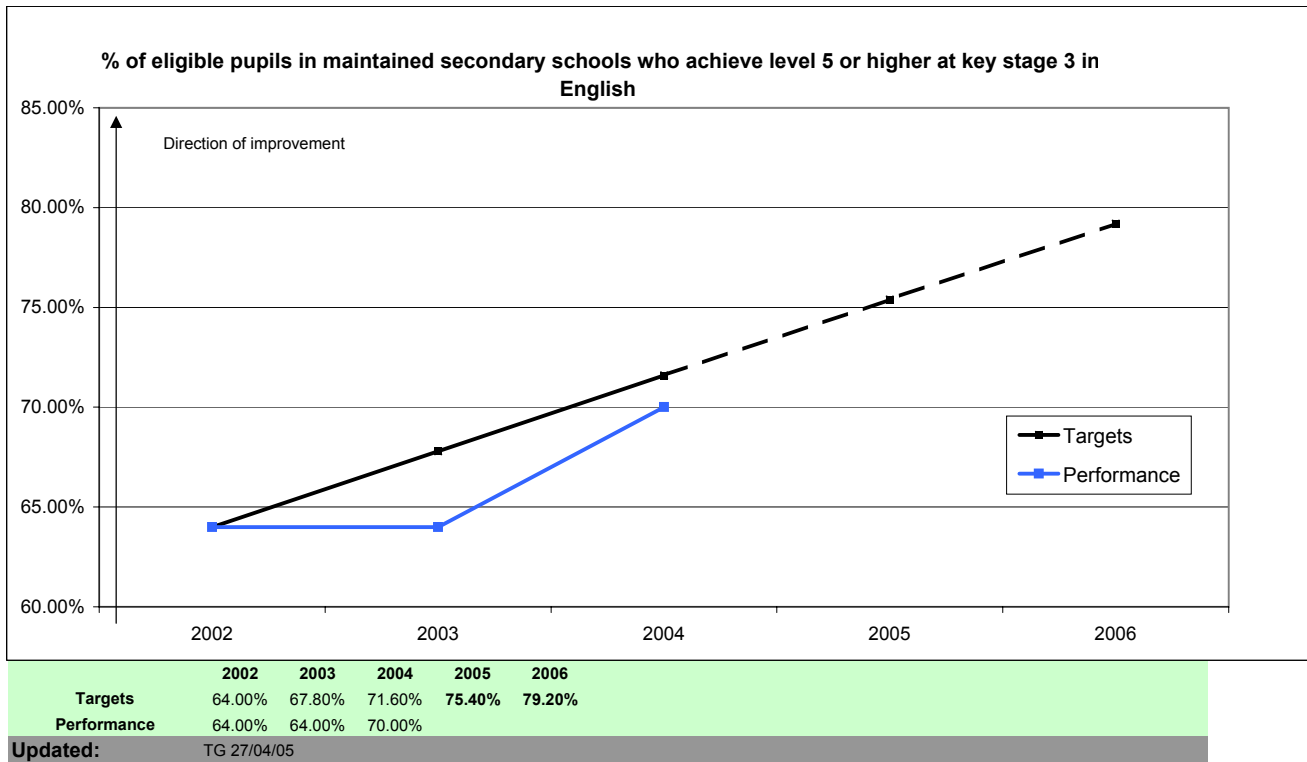


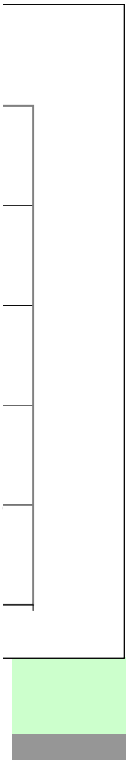
PSA Monitoring Report: Performance Summary
April 2003 - March 2006

PSA	Target	On Target for last year, month or quarter?	When was that?	Total PRG (if 100% target hit)	Projected total PRG to be paid to Brent (based on latest performance)
PSA Target 1.1	To improve standards of attainment of 12 and 14 year olds in secondary school English: BV 181A.	No	Summer 04	£209,163.50	£0.00
PSA Target 1.2	To improve standards of attainment of 12 and 14 year olds in secondary school Maths: BV 181B.	No	Summer 04	£209,163.50	£0.00
PSA Target 1.3	To improve standards of attainment of 12 and 14 year olds in secondary school Science: BV 181C.	No	Summer 04	£89,641.50	£0.00
PSA Target 1.4	To improve standards of attainment of 12 and 14 year olds in secondary school ICT: BV 181D.	No Data		£89,641.50	£0.00
PSA Target 2.1	PSS PAF PI A4: Increase the percentage of those young people who were looked after on 1 April in their 17th year (aged 16) who were engaged in education, training or employment at the age of 19 (BV161).	Yes	Apr-05	£418,327.00	£418,327.00
PSA Target 2.2	QP 11: Increase the percentage of children who were looked after on 1 April in their 17th year (aged 16) who were in regular contact with the Social Services Department until their 19th birthday.	Yes	Apr-05	£89,641.50	£89,641.50
PSA Target 2.3	QP12: Increase the percentage of children who were looked after on 1 April in their 17th year who on their 19th birthday were known to have suitable accomodation.	Yes	Apr-05	£89,641.50	£89,641.50
PSA Target 3	Reduce residential burglary in Brent (BV 126).	Yes	Aug-05	£597,610.00	£597,610.00
PSA Target 4	Reduce robbery in Brent (BV 127B).	No	Aug-05	£597,610.00	£0.00
PSA Target 5	Reducing the number of people killed or seriously injured on Brent's roads (BV99).	Yes	May-05 (Provisional Figure)	£597,610.00	£597,610.00
PSA Target 6	Ensure overall annual improvements in the economy, efficiency and effectiveness of local services through annual improvements of at least 2%.	Yes	Jun-05	£597,610.00	£597,610.00
PSA Target 7.1	To increase the number of social housing properties meeting the decent homes standard - (i) Number of dwellings meeting the decent homes standard (BVPI 184)	Yes	Jun-05	£448,207.50	£448,207.50
PSA Target 7.2	To increase the number of social housing properties meeting the decent homes standard - (ii) Increase in SAP ratings (linked to BVPI 63)	Yes	May-05	£149,402.50	£149,402.50
PSA Target 8.1	Increase the annual number of young people participating in sport and physical activity (5-15 year)	Yes	Mar-05	£14,940.20	£14,940.00
PSA Target 8.2	Increase the number of new coaches and people obtaining sports related qualifications (e.g.:CSLA and/or coaching qualifications) that use their new skills on a voluntary basis for a minimum of 2 hours per week for a 12 week period.	N/A	Target starts in Aug 2005	£134,461.80	£0.00
PSA Target 9	Increase number of new housing units created as a result of empty homes brought back into use via grants and occupied by households in housing need. BVPI 64.	Yes	Aug-05	£597,610.00	£597,610.00
PSA Target 10.1	Reduce the percentage of sites surveyed that fall below a Grade B for cleanliness (BVPS 199a).	Yes	Mar-05	£298,805.00	£298,805.00
PSA Target 10.2	Reduce the average time taken to remove fly tips from public land.	No	Aug-05	£149,402.50	£0.00
PSA Target 10.3	Graffiti element of LEQSE (Local Environment Standard in SQI) (BV 199b).	Yes	Mar-05	£149,402.50	£149,402.50
PSA Target 11	Reduce average time taken to process <u>new claims</u> for Housing Benefit and Council Tax Benefit (BCP 78a)	Yes	Aug-05	£597,610.00	£597,610.00
PSA Target 12.1	Reduce the number of accidental and non-accidental fires in dwellings (BVPI 142 (iii) and LFPI 142.2)	Yes	Aug-05	£199,203.33	£89,814.00
PSA Target 12.2	Reduce the number of accidental fire related injuries to the public arising from fires in dwellings (BVPI 143).	Yes	Aug-05	£199,203.33	£199,203.33
PSA Target 12.3	Reduce the number of deaths arising from accidental fires in dwellings (BVPI 143).	Yes	Aug-05	£199,203.33	£199,203.33
			Totals	£6,723,112	£5,134,638.16

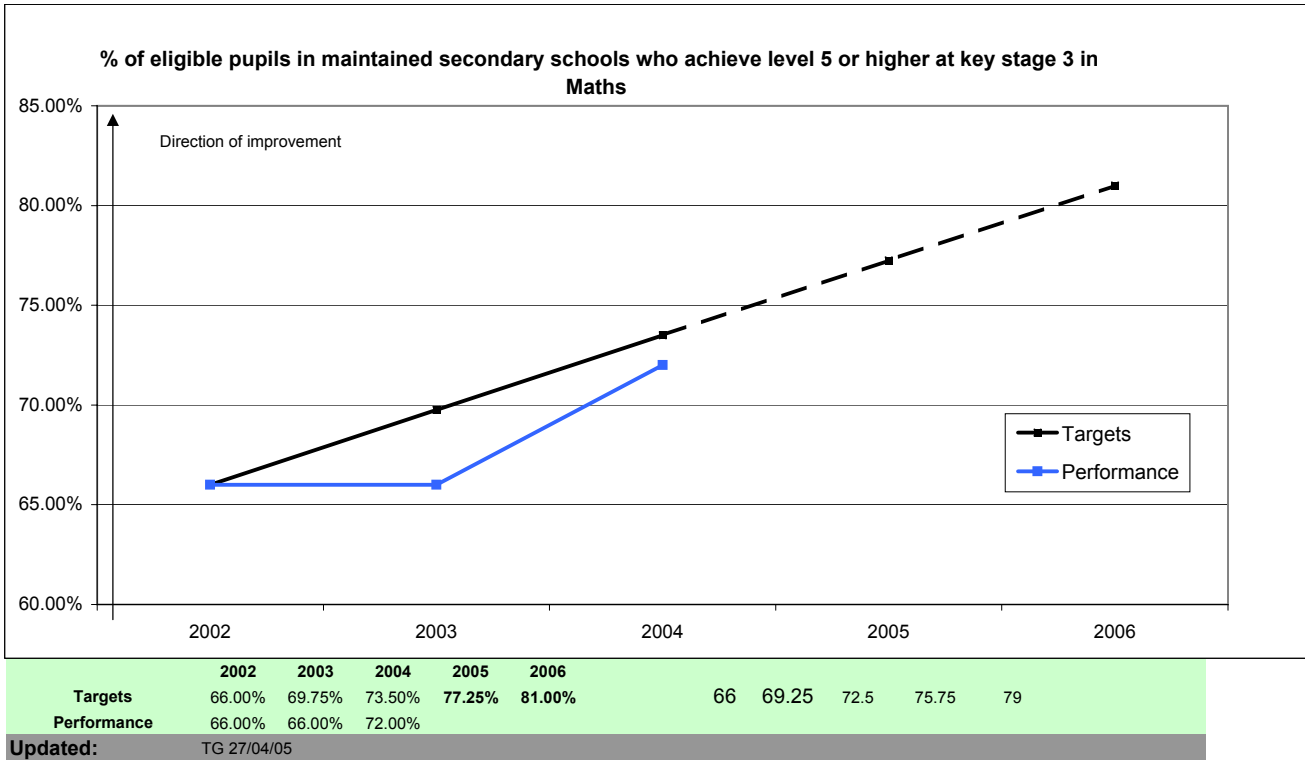
**Target 1.1: To improve standards of attainment of 12 and 14 year olds in secondary school: Engl
(BV 181a).**



lish



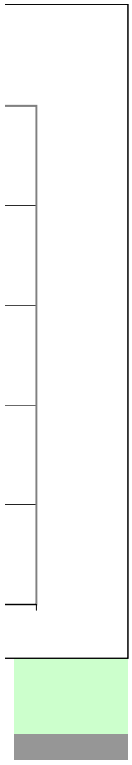
Target 1.2: To improve standards of attainment of 12 and 14 year olds in secondary school: Mat (BV 181b).



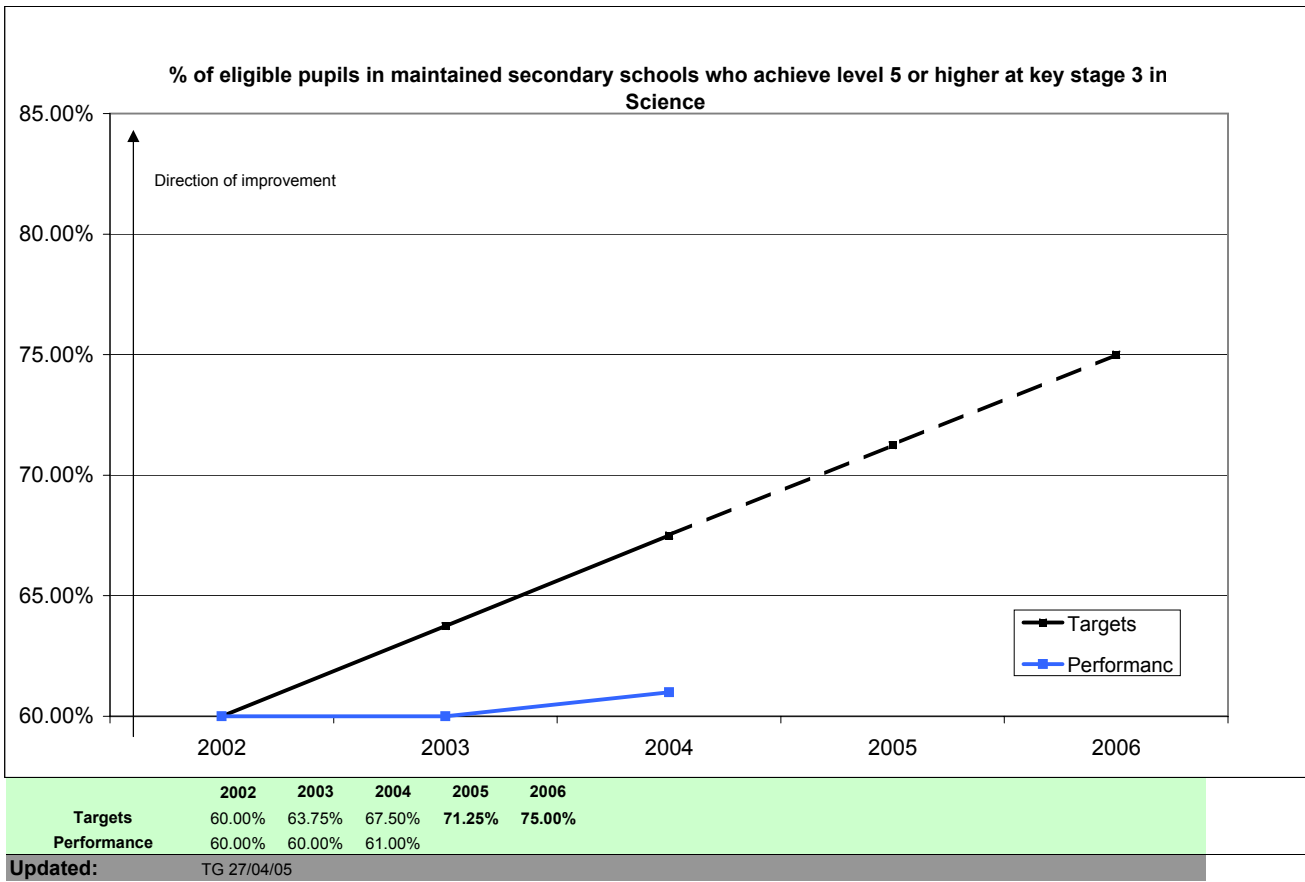
	2002	2003	2004	2005	2006
Targets	66.00%	69.75%	73.50%	77.25%	81.00%
Performance	66.00%	66.00%	72.00%		

Updated: TG 27/04/05

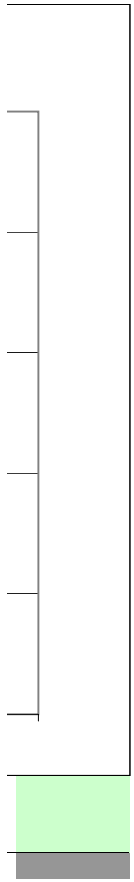
:hs



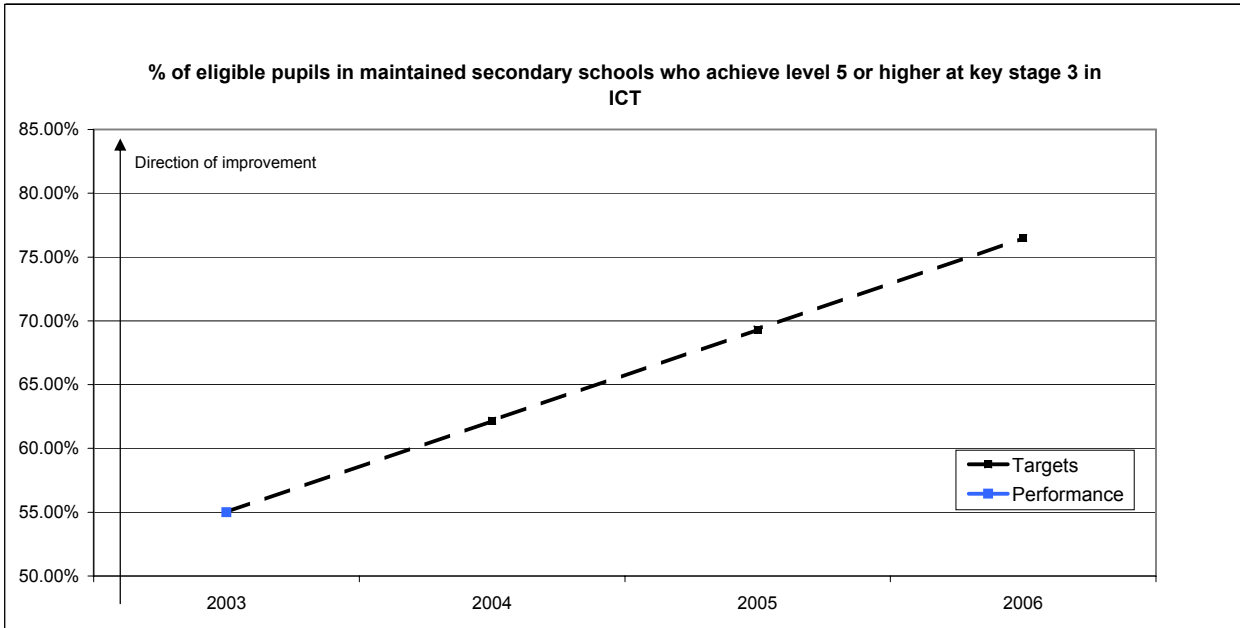
Target 1.3: To improve standards of attainment of 12 and 14 year olds in secondary school Science: 181c).



(BV



**Target 1.4: To improve standards of attainment of 12 and 14 year olds in secondary school ICT:
(BV 181d).**

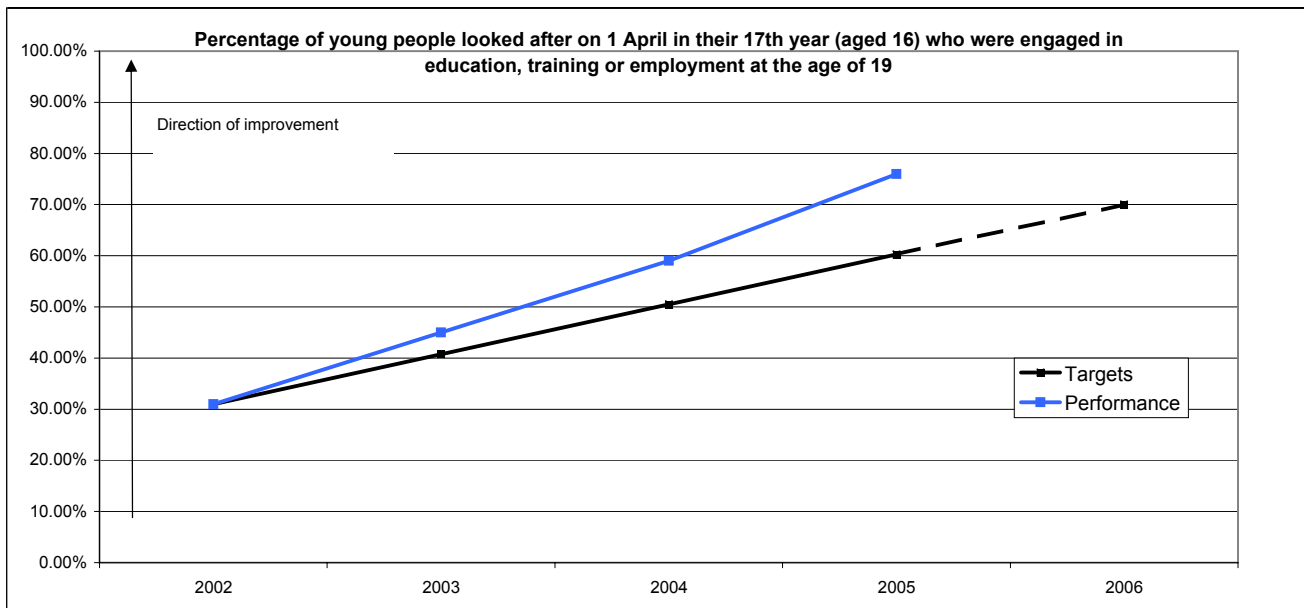


No exams taken in this subject in 2003/04

	2003	2004	2005	2006
Targets	55.00%	62.17%	69.33%	76.50%
Performance	55.00%			

Updated: TG 27/04/05

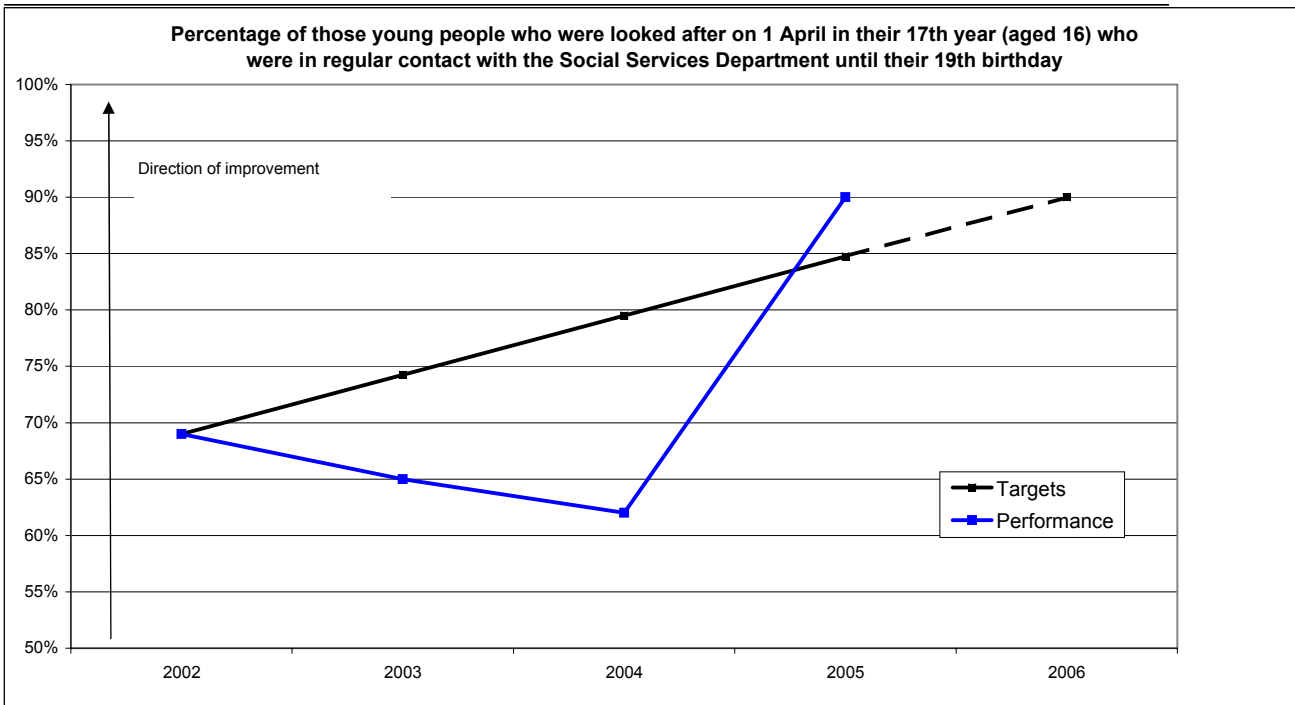
Target 2.1: PSS PAF PI A4: Increase the percentage of those young people who were looked after on 1 April in their 17th year (aged 16) who were engaged in education, training or employment at the age of 19 (BV 161).



	2002	2003	2004	2005	2006
Targets	31.00%	40.75%	50.50%	60.25%	70.00%
Performance	31.00%	45.00%	59.00%	76.00%	

Updated: TG 27/04/05

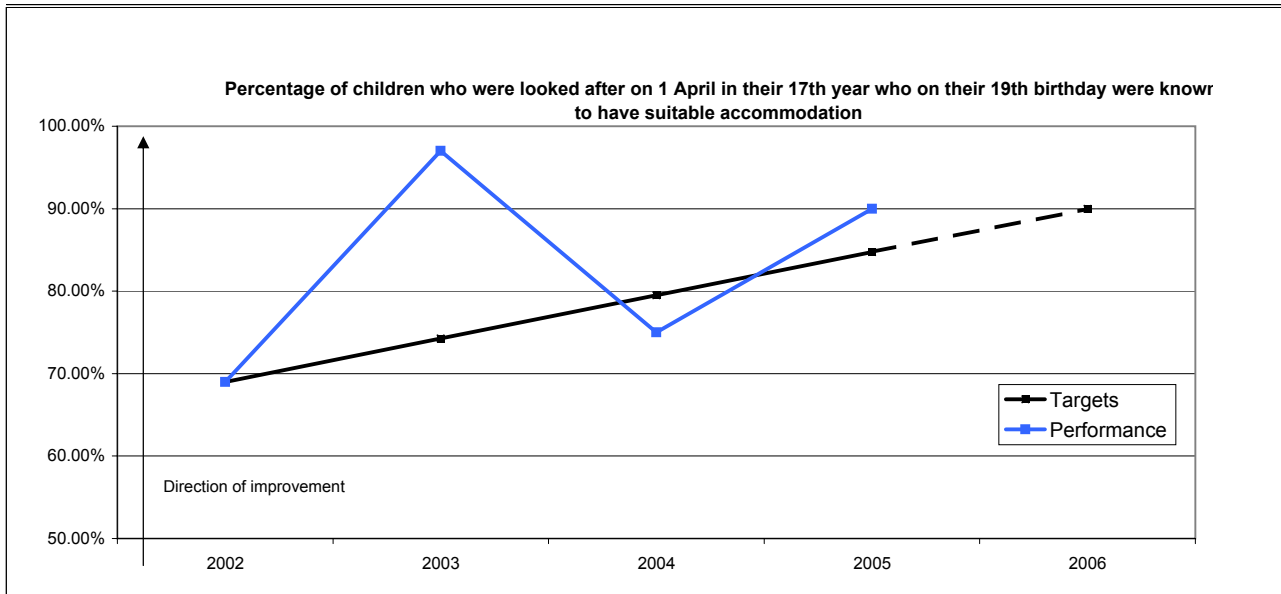
Target 2.2 QP11: Increase the percentage of those young people who were looked after on 1 April in their 17th year (aged 16) who were in regular contact with the Social Services Department until their 19th birthday



	2002	2003	2004	2005	2006
Targets	69.00%	74.25%	79.50%	84.75%	90.00%
Performance	69.00%	65.00%	62.00%	90.00%	

Updated: TG 27/04/05

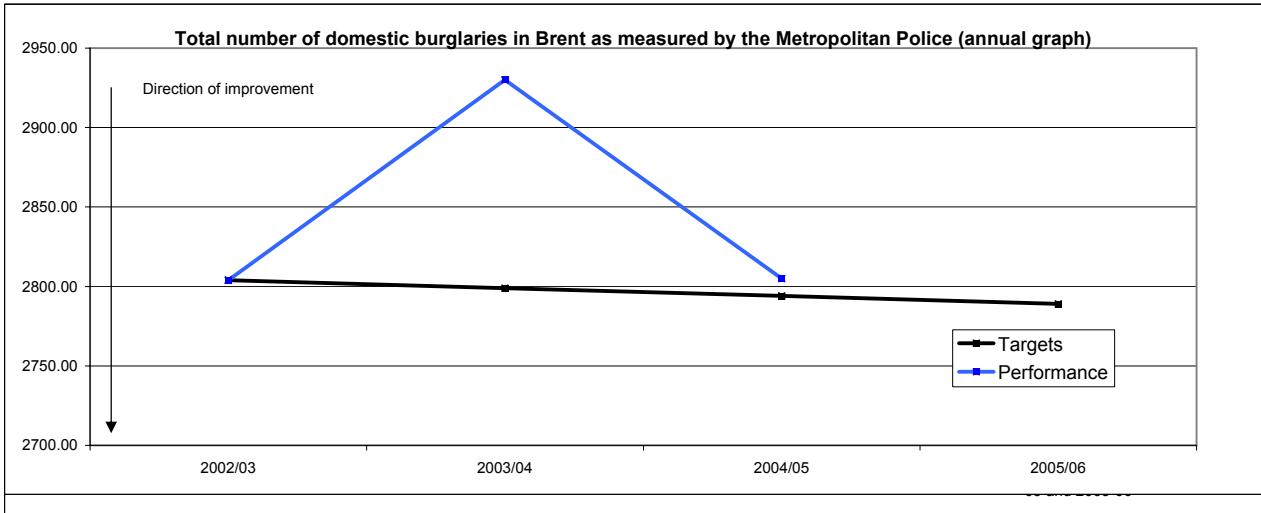
Target 2.3 QP12: Increase the percentage of children who were looked after on 1 April in their 17th year who on their 19th birthday were known to have suitable accommodation



	2002	2003	2004	2005	2006
Targets	69.00%	74.25%	79.50%	84.75%	90.00%
Performance	69.00%	97.00%	75.00%	90.00%	

Updated: TG 27/04/05

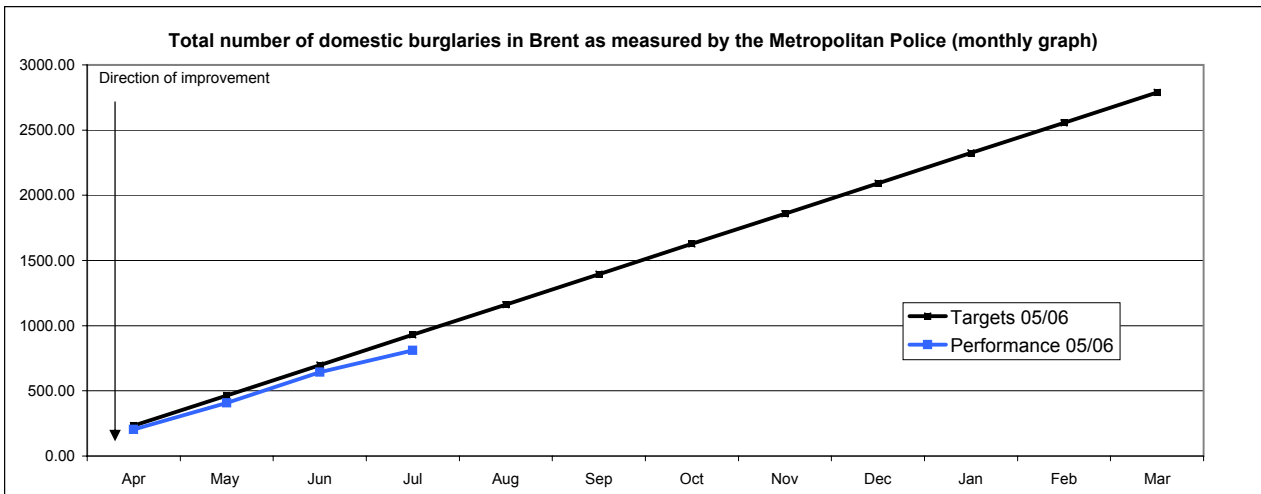
Target 3: Reduce residential burglary in Brent (BV 126)



	2002/03	2003/04	2004/05	2005/06
Targets	2804.00	2799.00	2794.00	2789.00
Performance	2804.00	2930.00	2805.00	

Updated: TG 27/04/05

Target 3: Reduce residential burglary in Brent (BV 126)



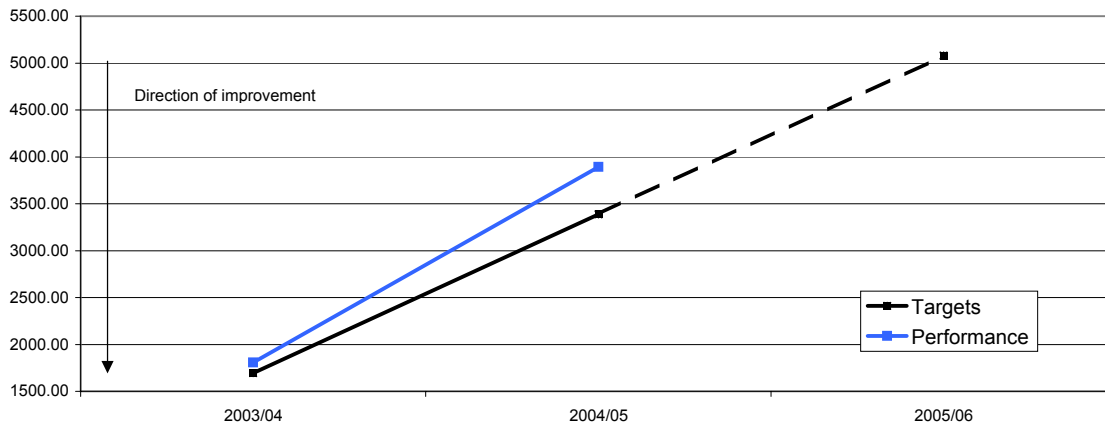
Please note that the July figure is only a estimate. The actual shouldn't be too different though.

	Apr	May	Jun	Jul	Aug	Sep	Oct	Nov	Dec	Jan	Feb	Mar
Targets 05/06	232.42	464.83	697.25	929.67	1162.08	1394.50	1626.92	1859.33	2091.75	2324.17	2556.58	2789.00
Performance 05/06	204.00	407.00	642.00	810.00								
Monthly performance	204.00	203.00	235.00	168.00								

Updated: TG 21/04/05

Target 4: To reduce robbery in Brent (BV 127b)

Cumulative Total of Robbery offences (annual graph)

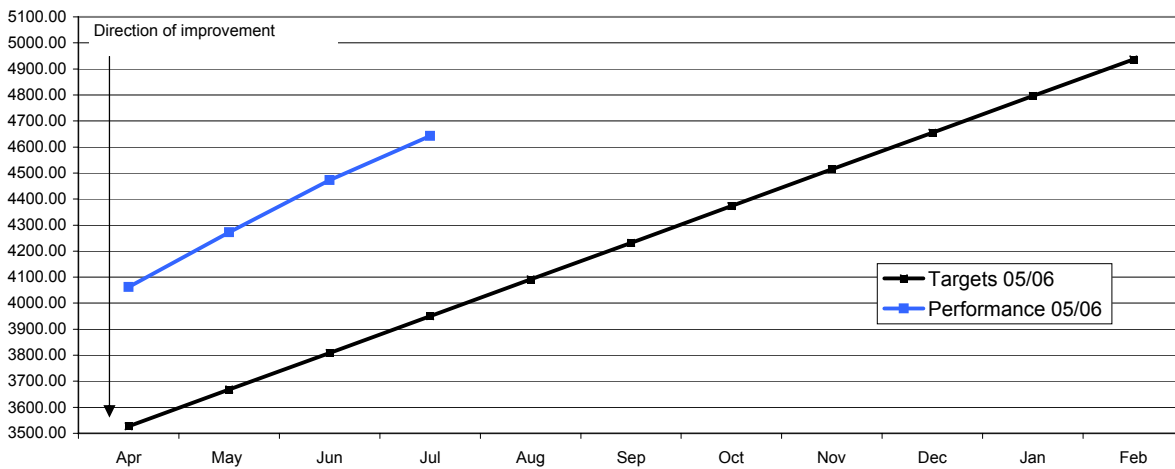


	2003/04	2004/05	2005/06
Targets	1693.33	3386.66	5080.00
Performance	1807.00	3891.00	
Annual performance	1807.00	2084.00	

Updated: TG 27/04/05

Target 4:

Cumulative total of robbery offences (monthly graph)

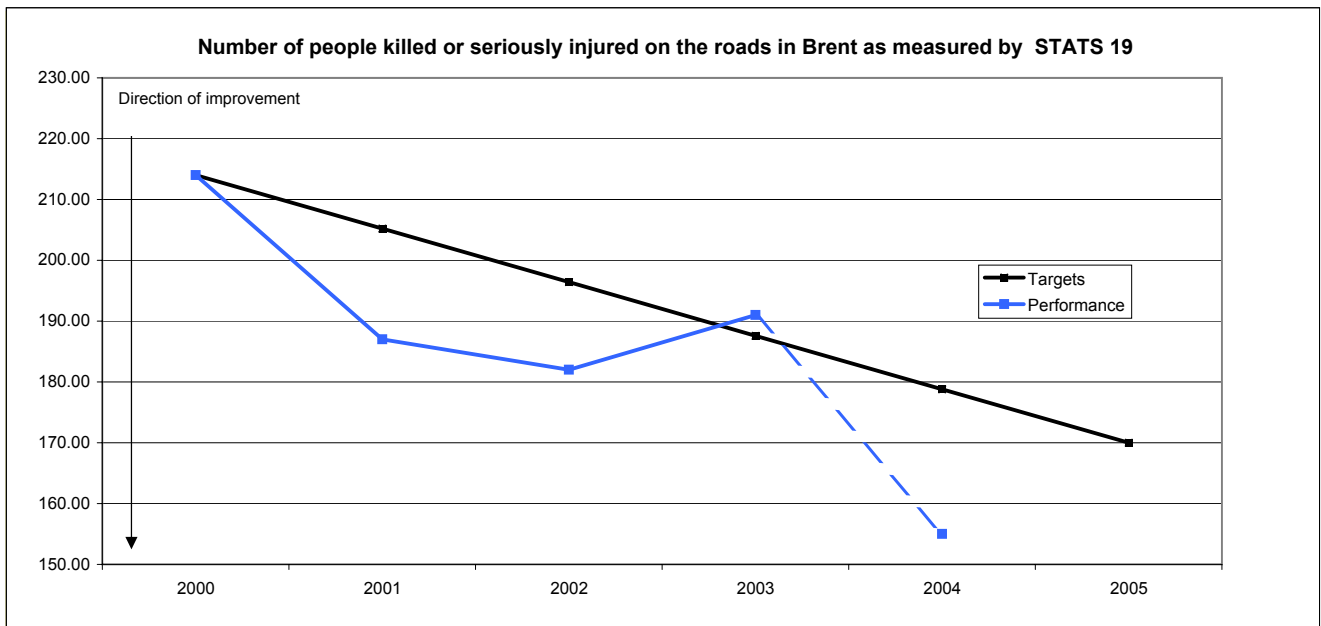


Target and performance for 05/06 includes performance from 2003-2005 as it is a 3 year target. Julys result is an estimate.

	Apr	May	Jun	Jul	Aug	Sep	Oct	Nov	Dec	Jan	Feb	Mar
Targets 05/06	3527.00	3668.00	3809.00	3950.00	4091.00	4232.00	4373.00	4514.00	4655.00	4796.00	4937.00	5080.00
Performance 05/06	4062.00	4272.00	4473.00	4643.00								
Monthly performance	171.00	210.00	201.00	170.00								

Updated: TG 21/06/05

Target 5: Reducing the number of people killed or seriously injured on Brent's roads (BV99)



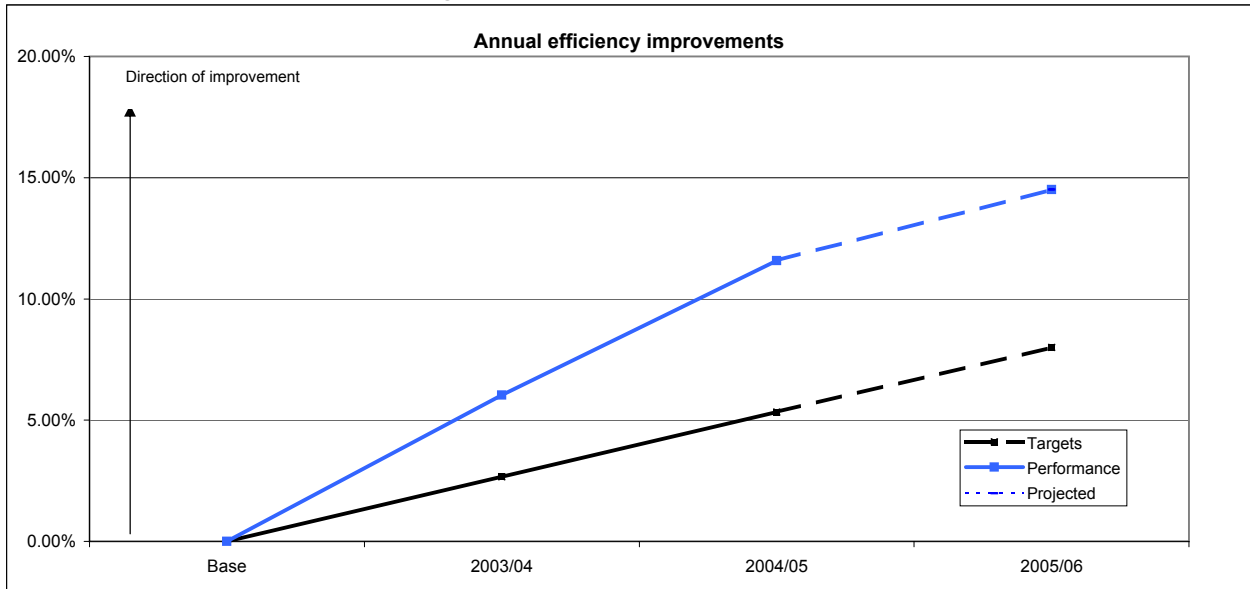
Note 2003 performance equates to target without PSA for 2005, i.e. performance is on target to achieve 170 for year ending December 31 2005.

Also 2004 performance figure is provisional and yet to be confirmed.

	2000	2001	2002	2003	2004	2005
Targets	214.00	205.20	196.40	187.60	178.80	170.00
Performance	214.00	187.00	182.00	191.00	155.00	

Updated: TG 27/04/05

Target 6: Ensure overall annual improvements in the economy, efficiency and effectiveness of local services through annual improvements of at least 2%

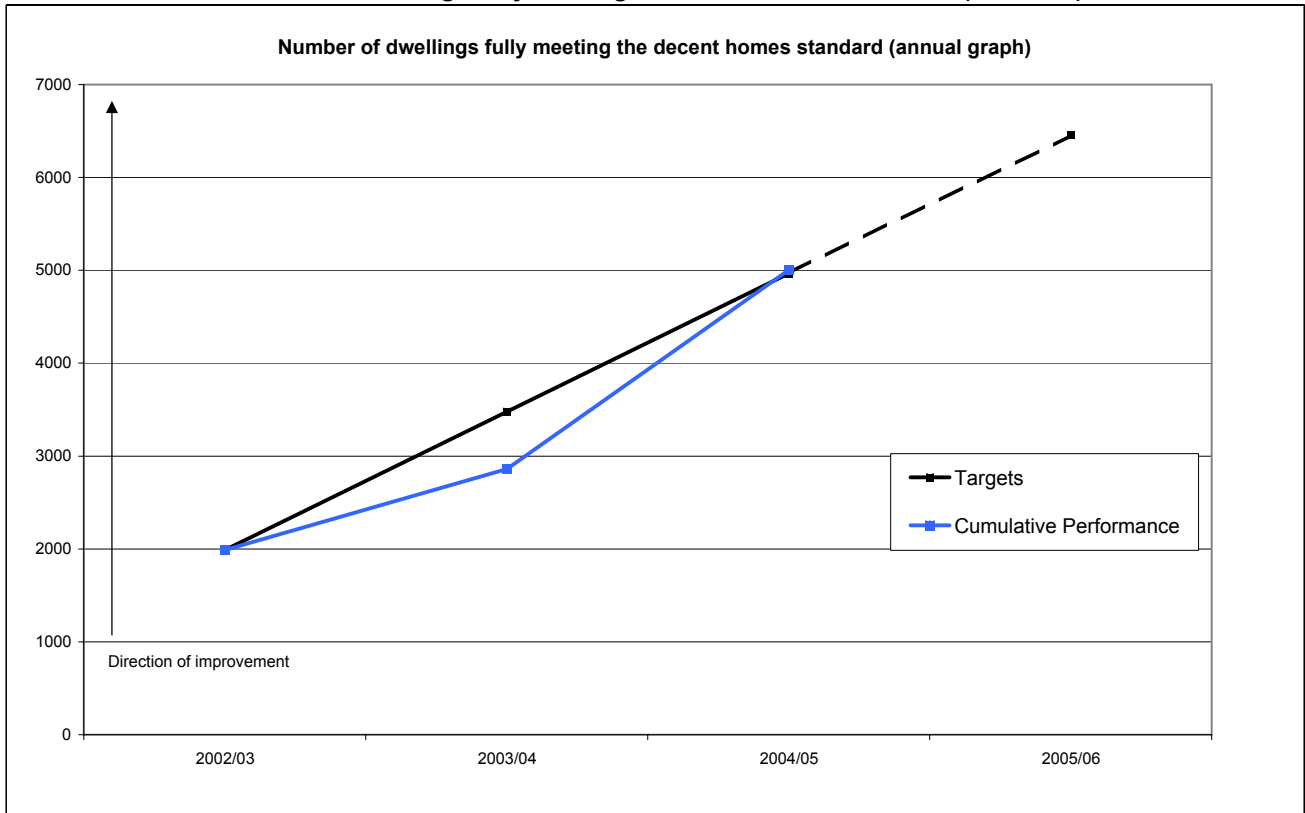


The 2005/06 figures are projected and based on a forecast.

	Base	2003/04	2004/05	2005/06
Targets	0.00%	2.67%	5.33%	8.00%
Performance	0.00%	6.03%	11.58%	14.51%
Projected				14.51%

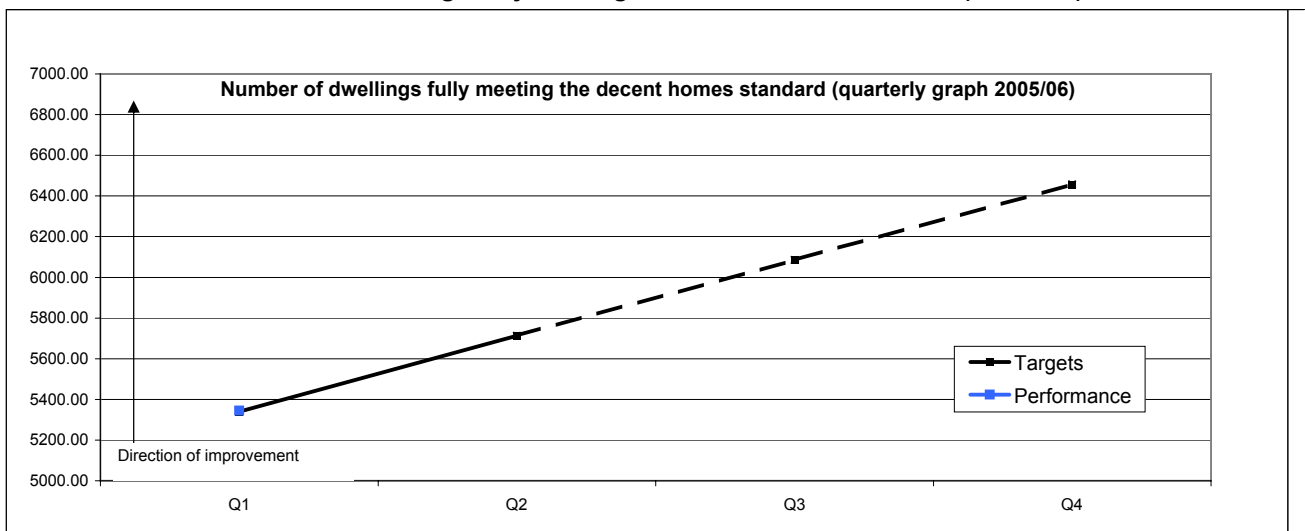
Updated: TG 04/05/05

**Target 7.1: To increase the number of social housing properties meeting the decent homes standard - (i)
Number of dwellings fully meeting the decent homes standard (BVPI 184)**



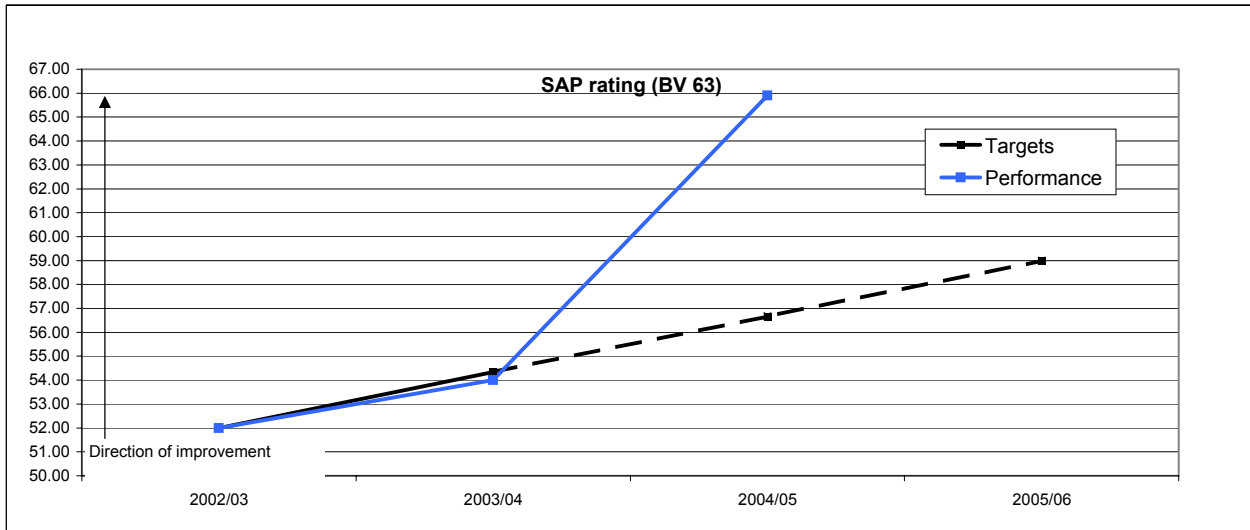
	2002/03	2003/04	2004/05	2005/06	
Targets	1989	3478	4968	6457	The target is a cumulative total.
Cumulative Performance	1989	2860	5004		
Annual Performance	1989	871	2144		
Updated:	TG 04/05/05				

**Target 7.1: To increase the number of social housing properties meeting the decent homes standard - (i)
Number of dwellings fully meeting the decent homes standard (BVPI 184)**



	Q1	Q2	Q3	Q4	
Targets	5340.00	5712.50	6085.00	6457.00	
Performance	5344.00	-	-	-	
Quartely performance	340.00	-	-	-	
Updated:	TG 04/05/05				

**Target 7.2: To increase the number of social housing properties meeting the decent homes standard - (ii)
Increase in SAP ratings (linked to BVPI 63)**

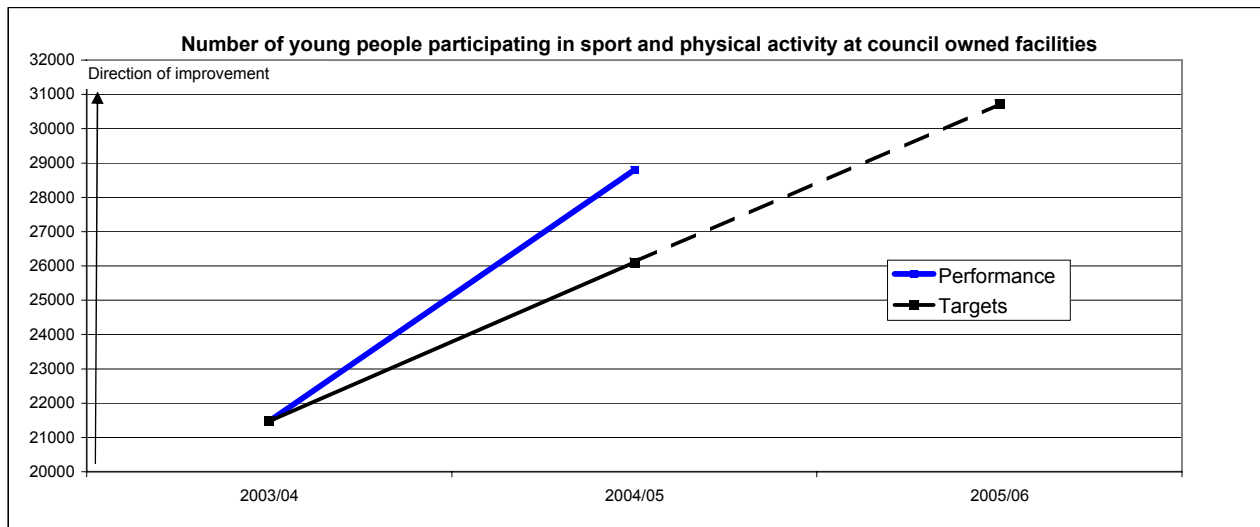


The 2004/05 figure is provisional. The figure should be finalised in June 05 and could be there could be a 3 point difference either side.

	2002/03	2003/04	2004/05	2005/06
Targets	52.00	54.34	56.67	59.00
Performance	52.00	54.00	65.90	

Updated: TG 04/05/05

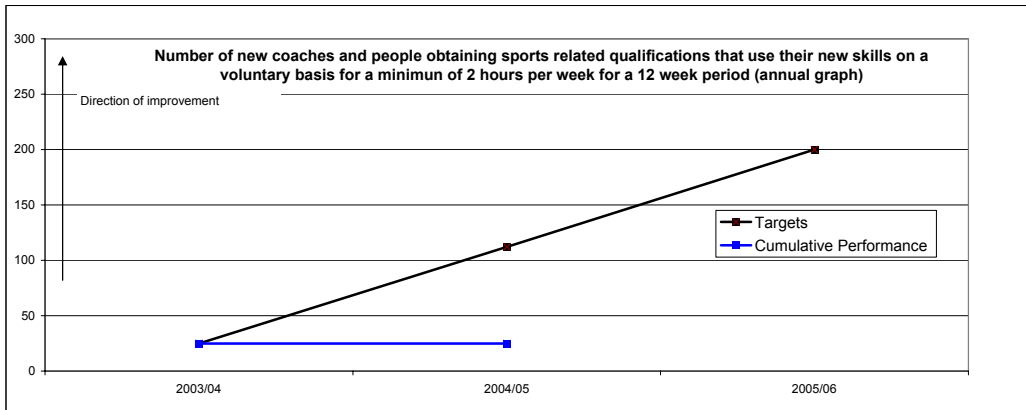
Target 8.1: Increase participation in sport by 5-15 year olds. The annual number of young people participating in sport and physical activity at council owned facilities (not as part of a club or school visit).



	2003/04	2004/05	2005/06
Targets	21,477	26,101	30,725
Performance	21,477	28,800	

Updated: TG 04/05/05

Target 8.2: Increase participation in sport by 5-15 year olds. Number of new coaches and people obtaining sports related qualifications that use their new skills on a voluntary basis for a minimum of 2 hours per week for a 12 week period.

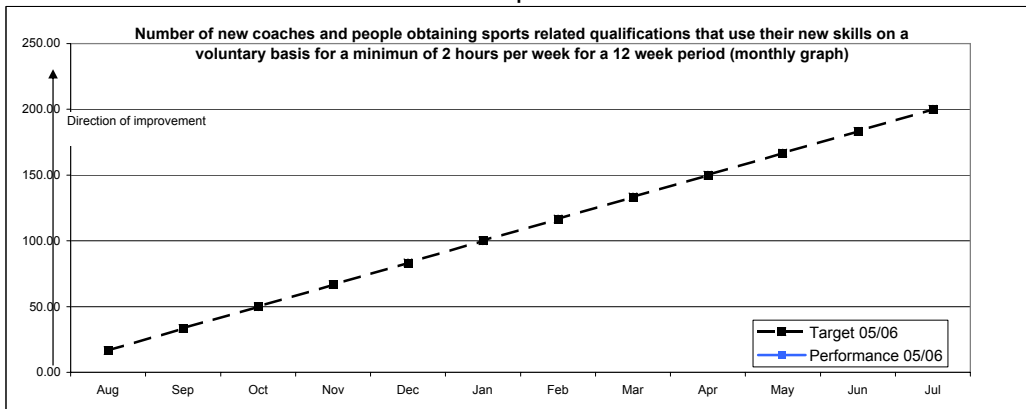


Please note performance is cumulative.

	2003/04	2004/05	2005/06
Targets	25	112	200
Cumulative Performance	25	25	
Annual Performance	25	0	

Updated: TG 04/05/05

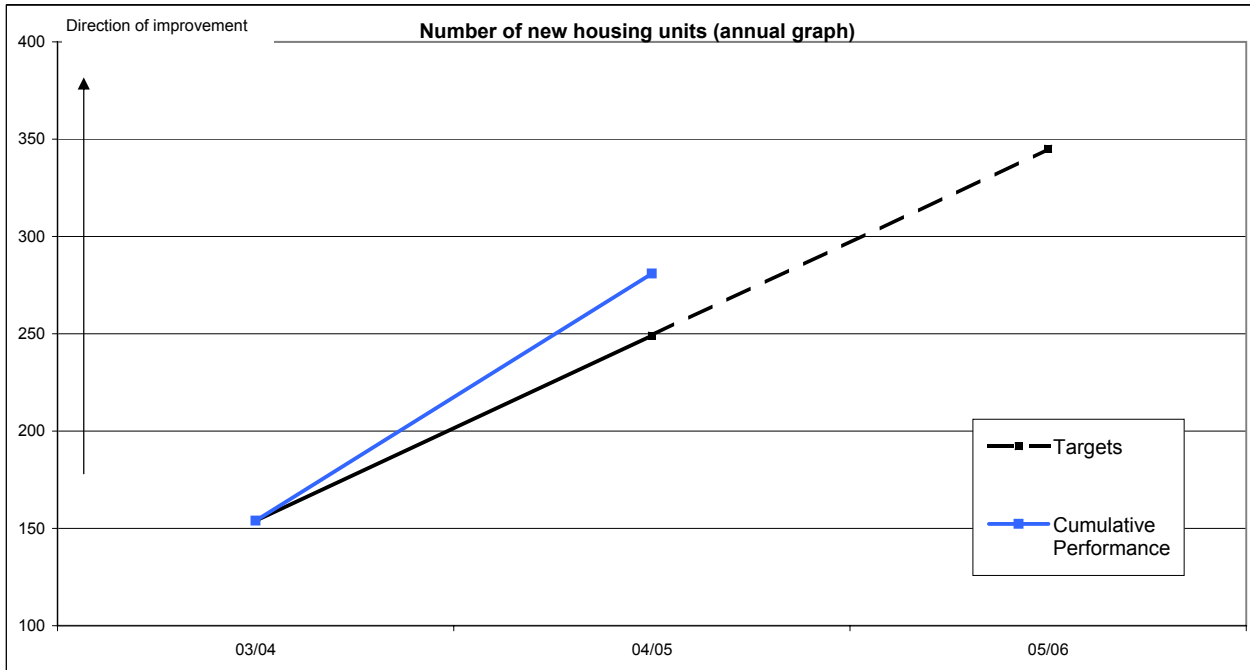
Target 8.2: Increase participation in sport by 5-15 year olds. Number of new coaches and people obtaining sports related qualifications that use their new skills on a voluntary basis for a minimum of 2 hours per week for a 12 week period.



	Aug	Sep	Oct	Nov	Dec	Jan	Feb	Mar	Apr	May	Jun	Jul
Target 05/06	16.66	33.33	50.00	66.67	83.33	100.00	116.66	133.33	150.00	166.67	183.33	200.00
Performance 05/06												

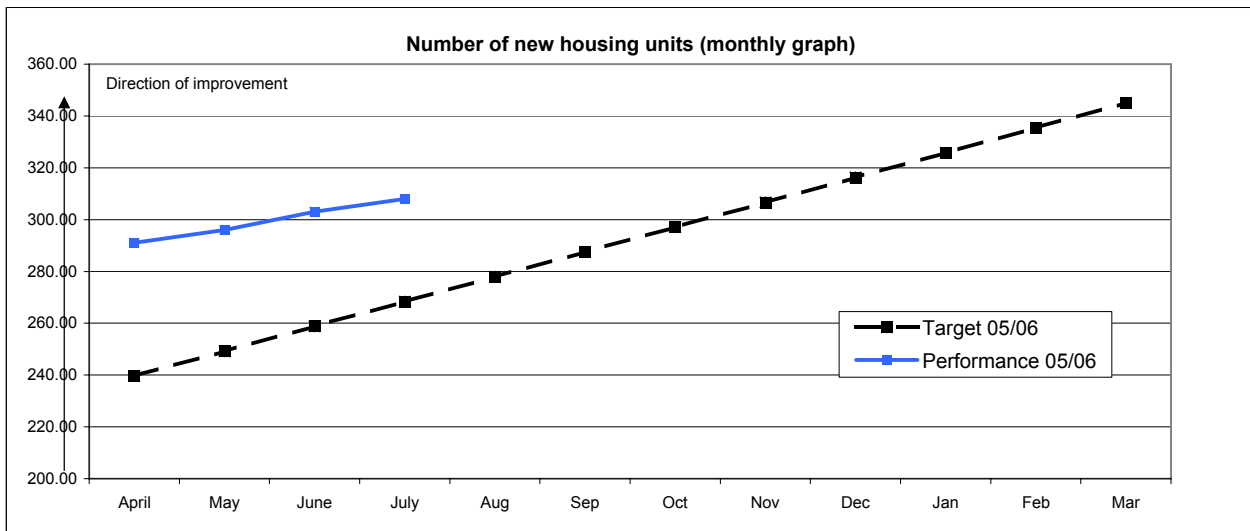
Updated: TG 04/05/05

Target 9: Number of new housing units created as a result of empty homes brought back into use via grants and occupied by households in housing need



	03/04	04/05	05/06
Targets	154	249	345
Cumulative Performance	154	281	308
Annual Performance	154	127	

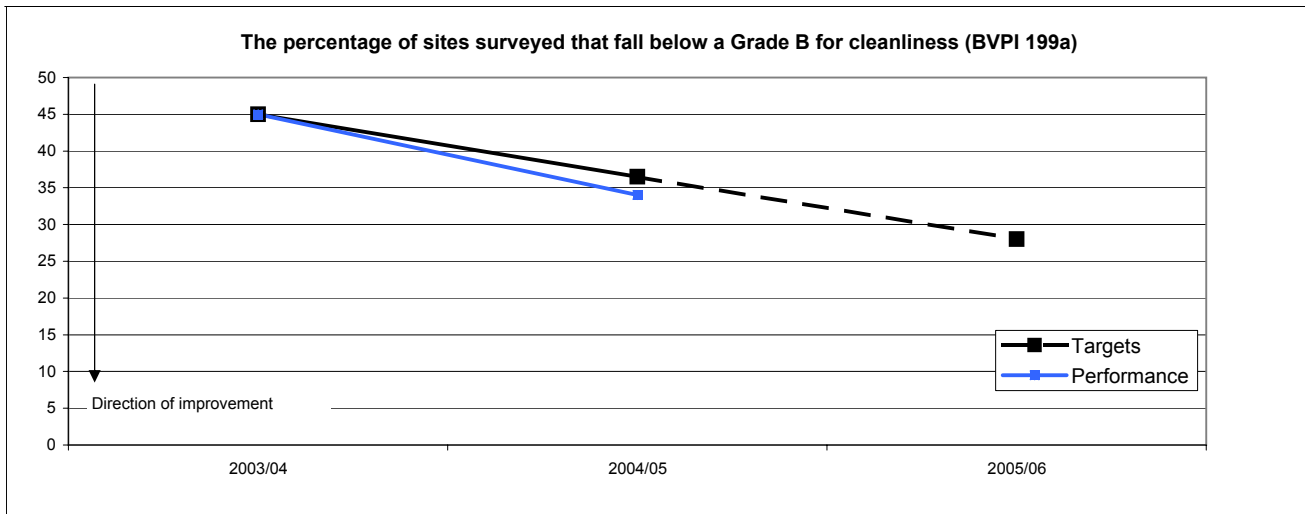
Target 9: Number of new housing units created as a result of empty homes brought back into use via grants and occupied by households in housing need



	April	May	June	July	Aug	Sep	Oct	Nov	Dec	Jan	Feb	Mar
Target 05/06	239.60	249.20	258.75	268.33	277.92	287.50	297.08	306.66	316.25	325.83	335.42	345.00
Performance 05/06	291	296	303	308								
Monthly performance	10	5	7	5								

Updated: TG 27/04/05

Target 10.1 Improving the quality of the local environment. The percentage of sites surveyed that fall below Grade B for cleanliness (BVPI 199a)



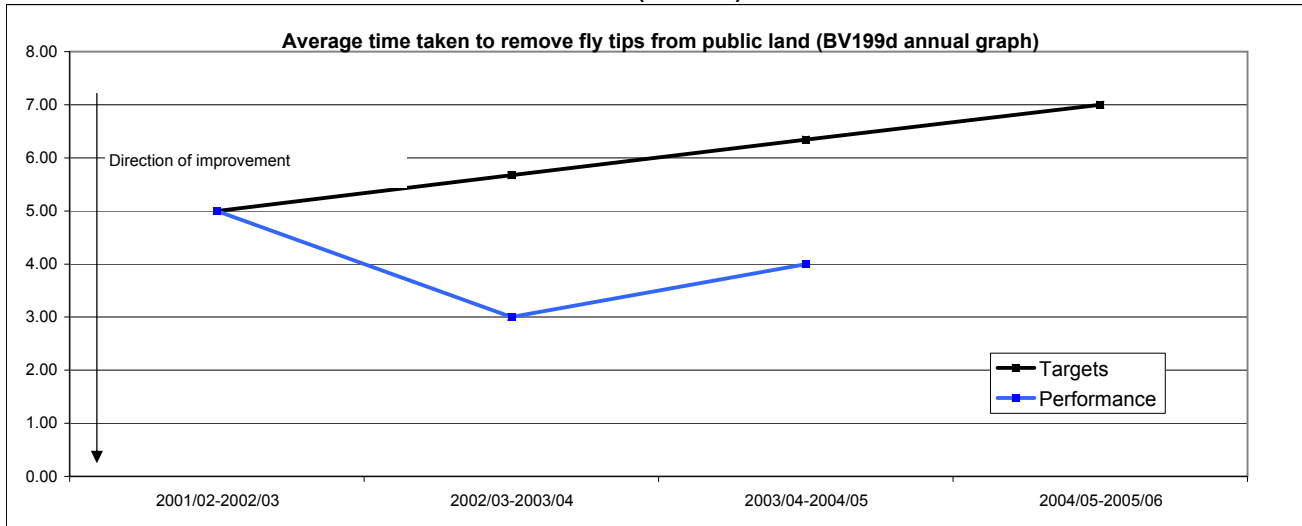
	2003/04	2004/05	2005/06
Targets	45	36.5	28
Performance	45	34	

Updated: TG 27/04/05

low a

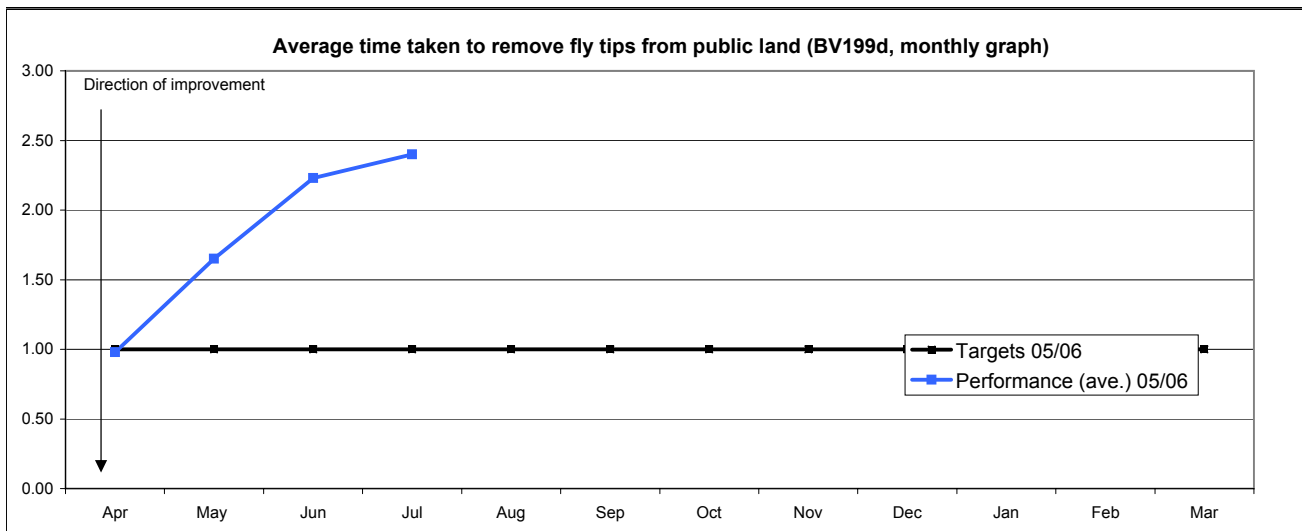


Target 10.2: Improving the quality of the local environment. Average time taken to remove fly tips from land (BV199d)



	2002/03	2003/04	2004/05	2005/06
Targets	5.00	5.67	6.34	7.00
Performance	5.00	3.00	4.00	

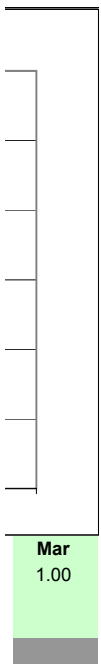
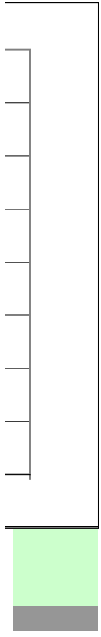
Updated: TG 27/04/05



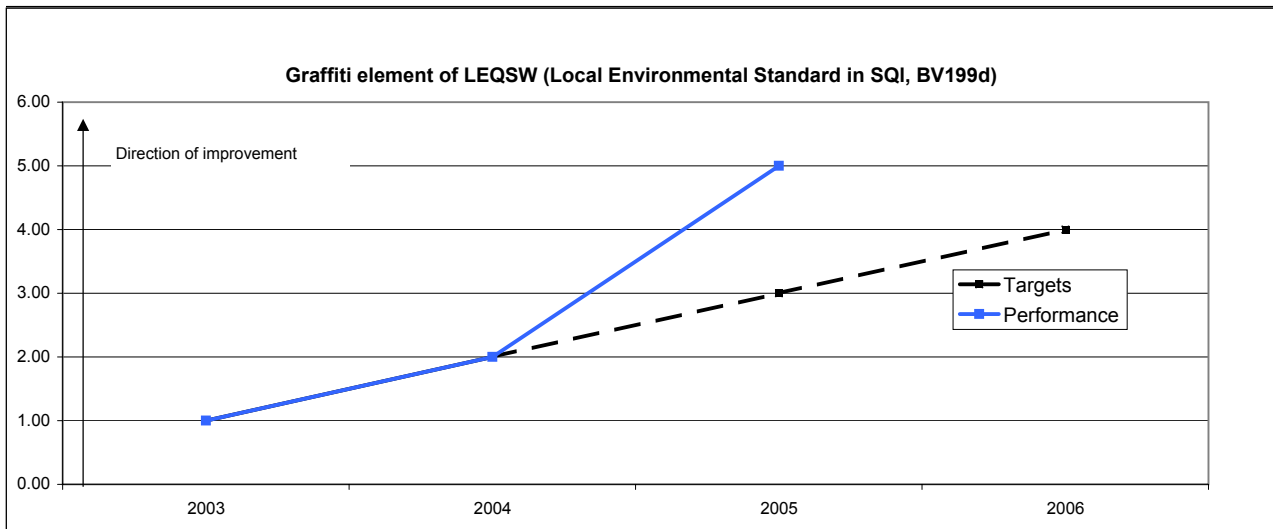
	Apr	May	Jun	Jul	Aug	Sep	Oct	Nov	Dec	Jan	Feb
Targets 05/06	1.00	1.00	1.00	1.00	1.00	1.00	1.00	1.00	1.00	1.00	1.00
Performance (ave.) 05/06	0.98	1.65	2.23	2.40							
Monthly performance	0.98	2.32	3.38	2.91							

Updated: TG 21/06/05

public

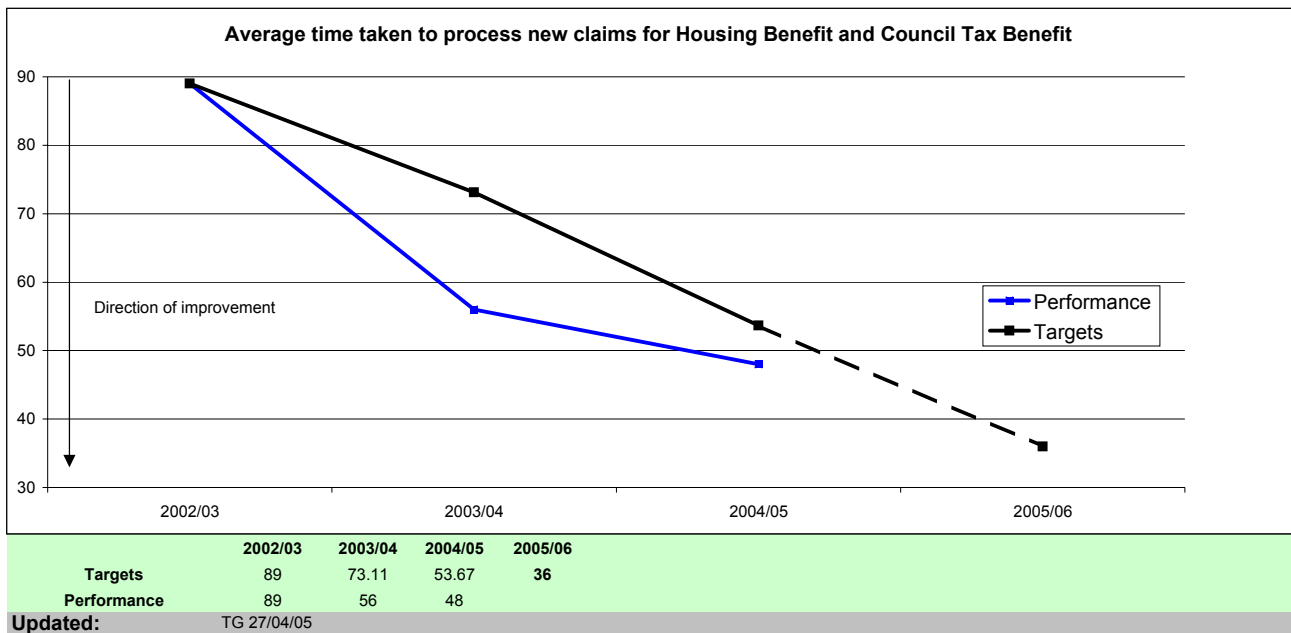


Target 10.3: Improving the quality of the local environment. Graffiti element of LEQSE (Local Environment Standard in SQI, BV199d)

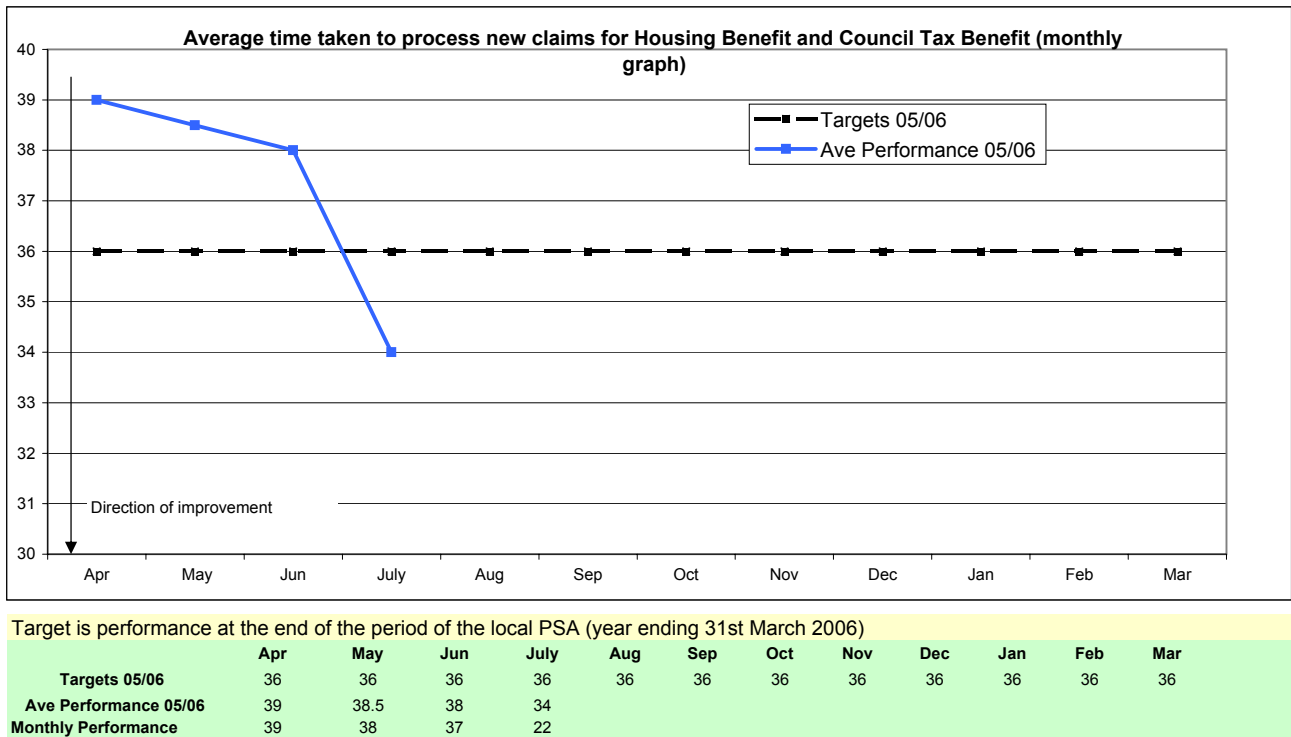


	2003	2004	2005	2006
Targets	1.00	2.00	3.00	4.00
Performance	1.00	2.00	5.00	
Updated:	TG 27/04/05			

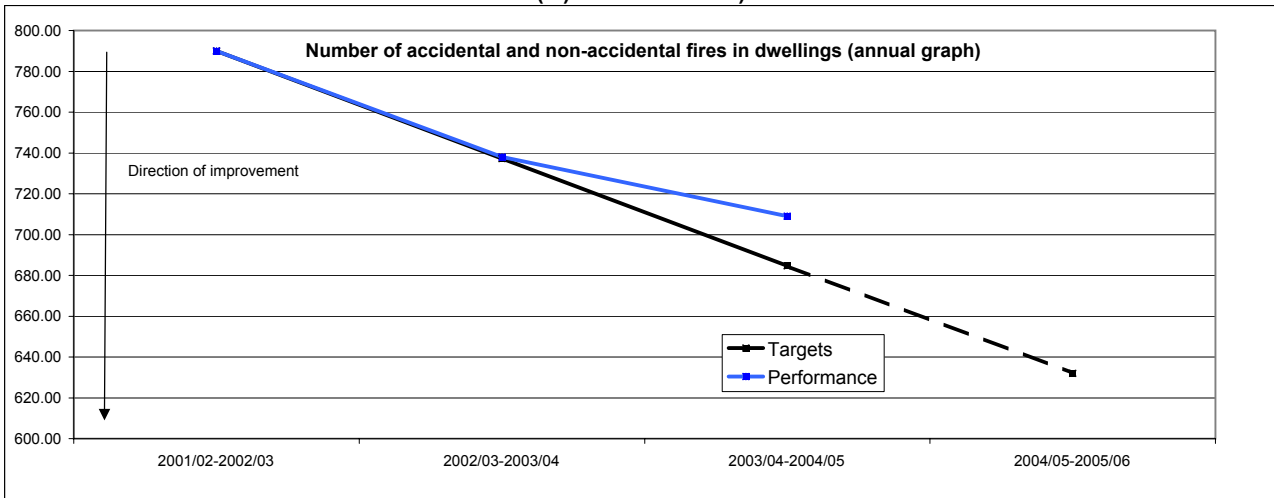
Target 11: Reduce average time taken to process new claims for Housing Benefit and Council Tax Benefit



Target 11: Reduce average time taken to process new claims for Housing Benefit and Council Tax Benefit



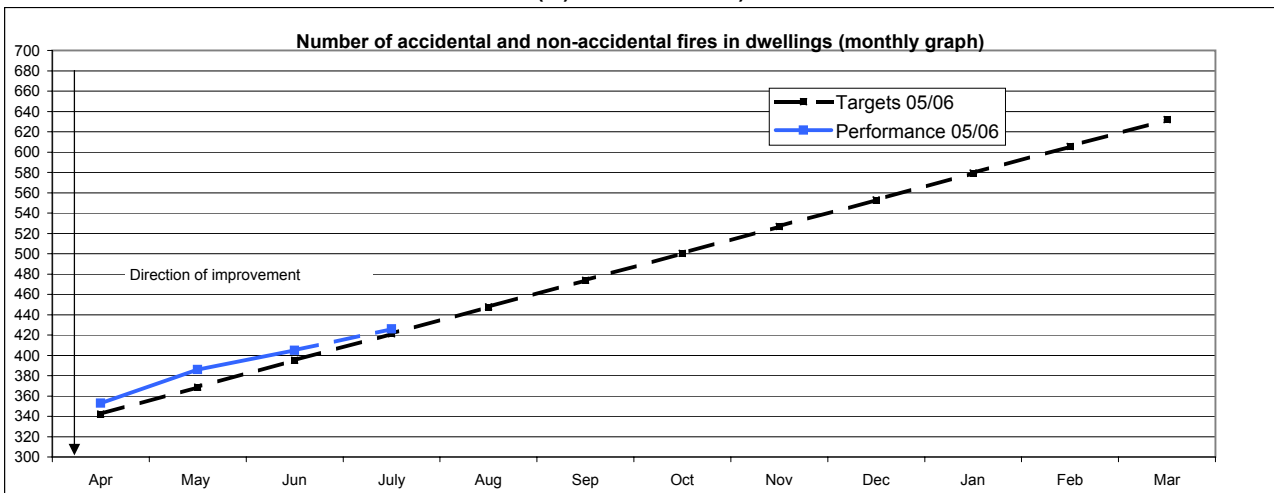
Target 12.1: Fire safety in the home: Reduce number of accidental and non-accidental fires in dwellings (BVPI 142 (iii) and LFPI 142.2)



	2001/02-2002/03	2002/03-2003/04	2003/04-2004/05	2004/05-2005/06
Targets	790	737.33	684.67	632
Performance	790	738	709	

Updated: TG 27/04/05

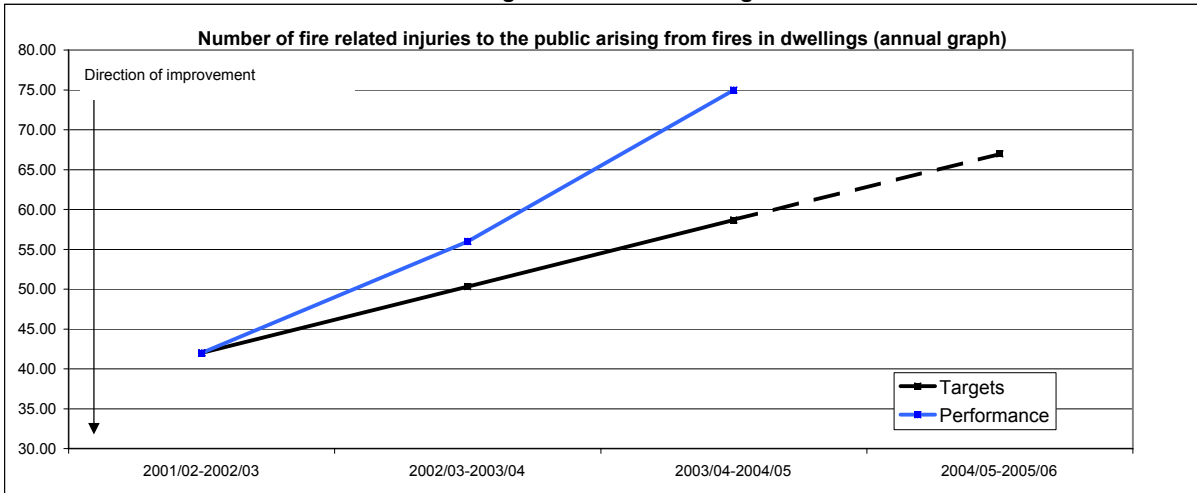
Target 12.1: Fire safety in the home: Reduce number of accidental and non-accidental fires in dwellings (BVPI 142 (iii) and LFPI 142.2)



	Apr	May	Jun	July	Aug	Sep	Oct	Oct	Nov	Dec	Jan	Feb	Mar
Targets 05/06	342.33	368.66	394.99	421.32	447.65	473.98	500.31	526.64	552.97	579.3	605.63	632	
Performance 05/06	353	386	405	426									
Monthly performance	37	33	19	21									

Updated: TG 27/04/05

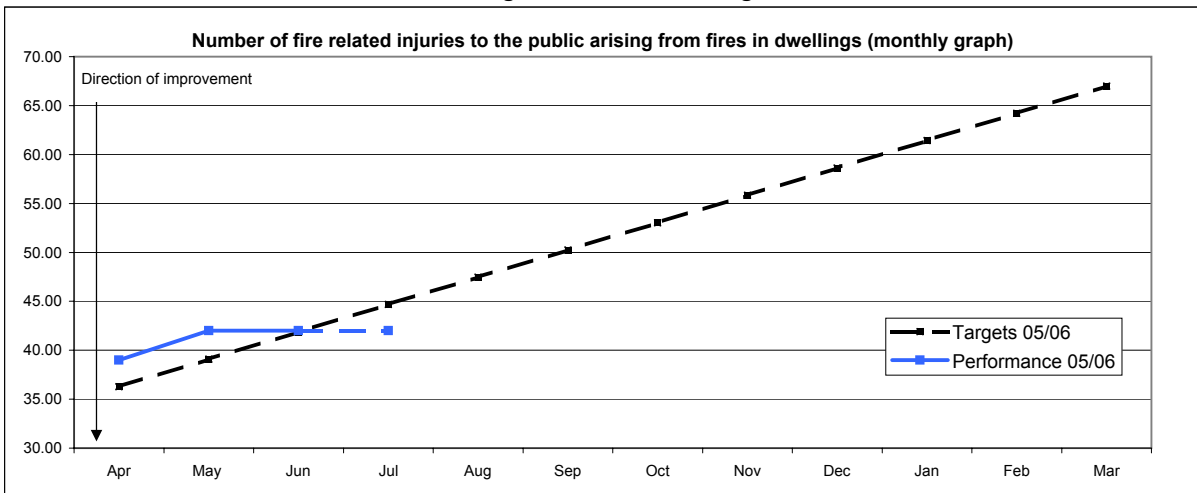
Target 12.2: Fire safety in the home: Reduce the number of accidental fire related injuries to the public arising from fires in dwellings



	2001/02-2002/03	2002/03-2003/04	2003/04-2004/05	2004/05-2005/06	
Targets	42.00	50.33	58.67	67.00	The target total is over 2 years 2004-05 and 2005-06.
Performance	42.00	56.00	75.00		

Updated: TG 27/04/05

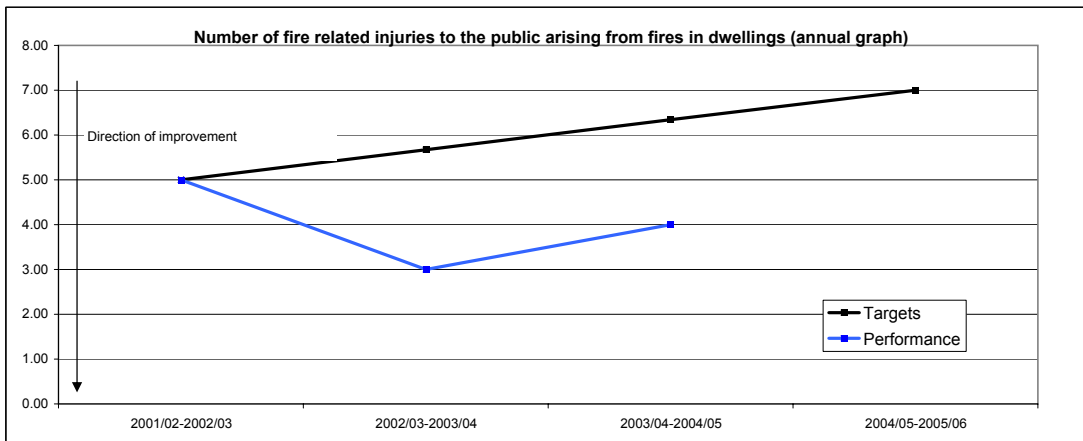
Target 12.2: Fire safety in the home: Reduce the number of accidental fire related injuries to the public arising from fires in dwellings



	Apr	May	Jun	Jul	Aug	Sep	Oct	Nov	Dec	Jan	Feb	Mar
Targets 05/06	36.29	39.08	41.87	44.67	47.46	50.24	53.04	55.83	58.62	61.42	64.21	67.00
Performance 05/06	39.00	42.00	42.00	42.00	-	-	-	-	-	-	-	-
Monthly performance	5.00	3.00	0.00	0.00	-	-	-	-	-	-	-	-

Updated: TG 21/06/05

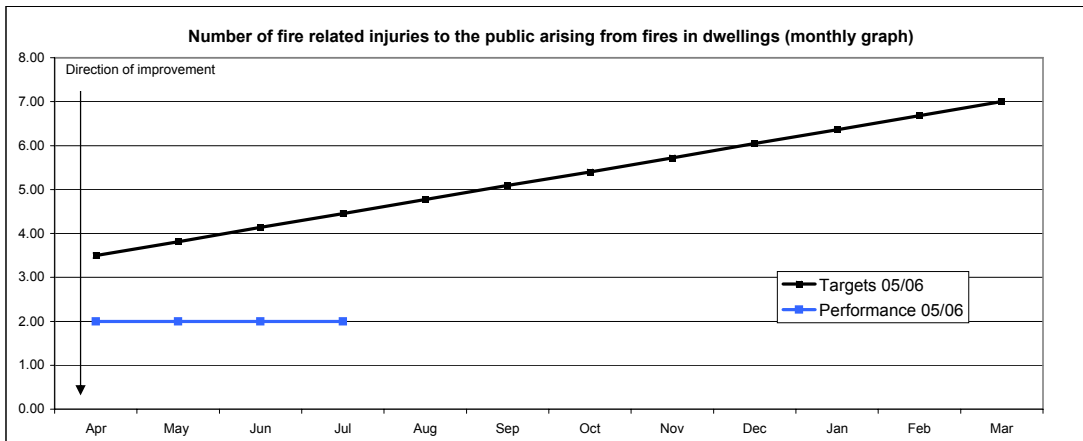
Target 12.3: Reduce the number of accidental fire related deaths arising from accidental fires in dwellings



	2001/02-2002/03	2002/03-2003/04	2003/04-2004/05	2004/05-2005/06	
Targets	5.00	5.67	6.34	7.00	The target is over 2 years 2004-05 and 2005-06
Performance	5.00	3.00	4.00		

Updated: TG 27/04/05

Target 12.3: Reduce the number of accidental fire related deaths arising from accidental fires in dwellings



	Apr	May	Jun	Jul	Aug	Sep	Oct	Nov	Dec	Jan	Feb	Mar
Targets 05/06	3.50	3.81	4.14	4.45	4.77	5.09	5.40	5.72	6.05	6.36	6.68	7.00
Performance 05/06	2.00	2.00	2.00	2.00	2.00	2.00	2.00	2.00	2.00	2.00	2.00	2.00
Monthly performance	0.00	0.00	0.00	0.00	0.00	0.00	0.00	0.00	0.00	0.00	0.00	0.00

Updated: TG 21/06/05